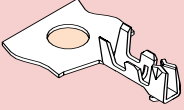

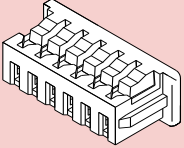
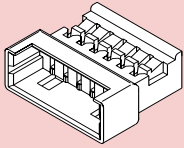
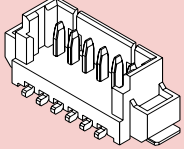
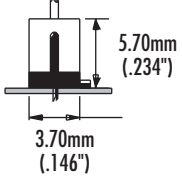
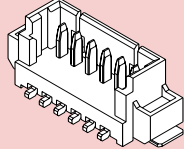
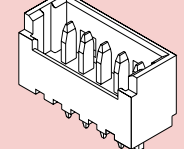
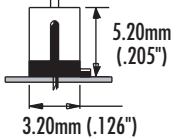
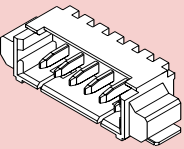
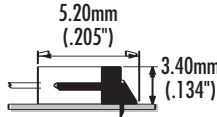
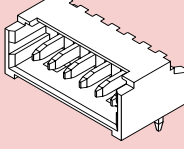
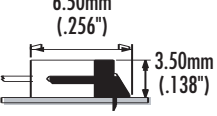


	Description	Order No.	Circuits / Wire Range	Mated Dimensions	Material	Packaging
Terminals						
	Female Crimp Terminal	50079-8000	26 - 28 AWG	—	Tin-plated Phosphor Bronze	Reel
		50079-8100				Bag
		50058-8000	28 - 30 AWG			Reel
		50058-8100				Bag
	Male Crimp Terminal	50125-8000	26 - 28 AWG	—	Tin-plated Phosphor Bronze	Reel
		50125-8100				Bag
		50133-8000	28 - 30 AWG			Reel
		50133-8100				Bag
Housings						
	Friction Locking Receptacle Housing	51021-XX00	02 - 15	—	PBTP	Bag
	Plug Housing	51047-XX00	02 - 10	—	PBTP	Bag
Headers						
	Vertical SMT Header	53398-XX71	02 - 15		Glass-filled 4/6 Nylon	Embossed Tape
	Vertical SMT Header with Vacuum Cap	53398-XX67	02 - 08 12, 14		Glass-filled 4/6 Nylon	Embossed Tape
	Vertical Header	53047-XX10	02 - 15		6/6 Nylon	Tray
	Right Angle SMT Header	53261-XX71	02 - 15		Glass-filled 4/6 Nylon	Embossed Tape
	Right Angle Header	53048-XX10	02 - 15		6/6 Nylon	Tray

Replace XX with No. of Circuits



1.25mm (.049") Pitch PicoBlade™

FEATURES AND BENEFITS

- Two-point contact design for greater reliability
- Locking tang on contact for secure retention to the housing
- Friction lock on the housing assures secure retention when mated to a header
- Pull tabs assist in easy unmating
- Polarized mating geometry assures housings cannot be mated to headers or plugs
- Embossed tape packaging standard with SMT headers for high volume applications
- Optional vacuum cap available with vertical SMT headers for high speed applications
- Solder tabs standard on SMT headers to enhance PCB retention if mishandling occurs after soldering
- Headers full or partly shrouded to protect pins
- Flat-bladed pins minimize mating forces
- Lead-free plating

SPECIFICATIONS

Reference Information

UL 1571 Wire Style Recommended
 UL File No.: E29179
 CSA File No.: LR19980
 RoHS compliant

Mechanical

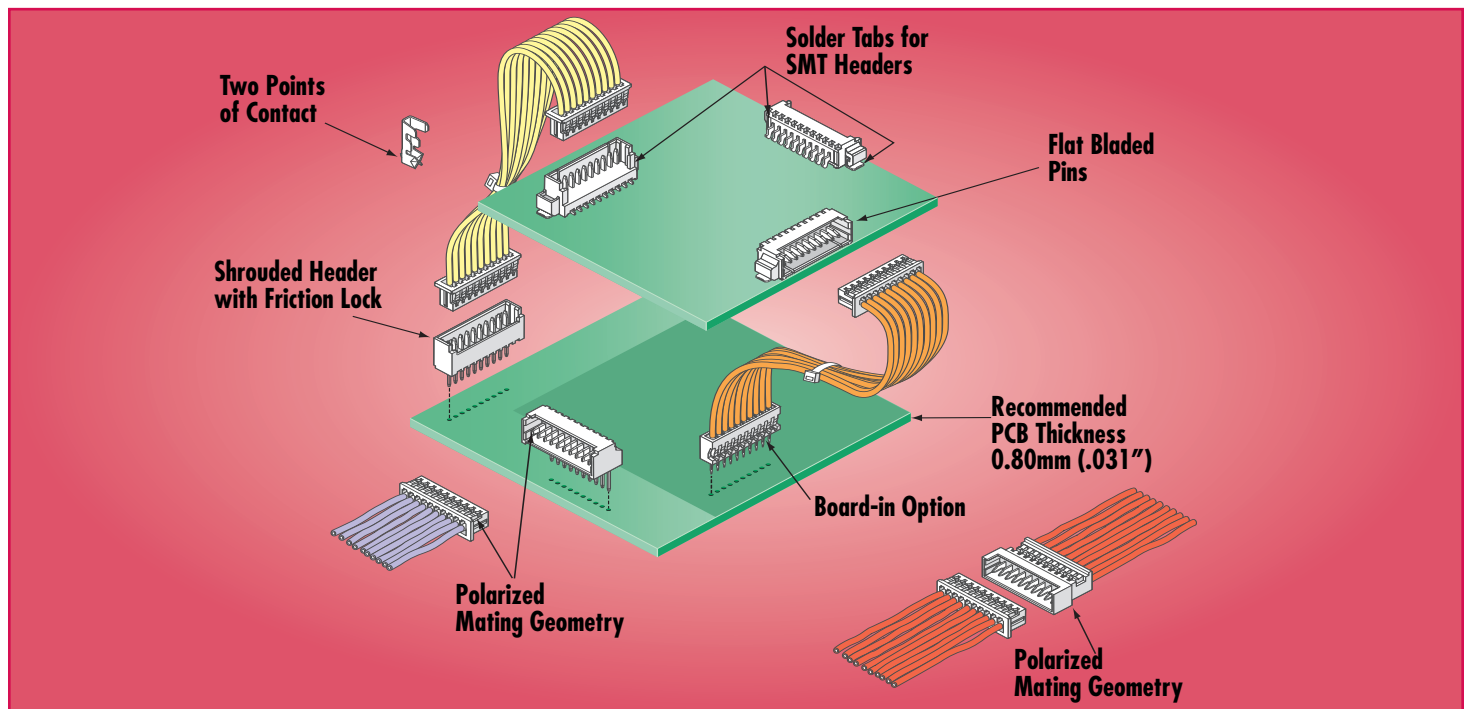
Contact Insertion Force: 4.9N max.
 Contact Retention to Housing: 4.9N min.
 Durability: 30 cycles

Electrical

Current: 1.0A max.
 Voltage: 125V
 Contact Resistance: 20 milliohms max.
 Dielectric Withstanding Voltage: 250V AC/1 min.
 Insulation Resistance: 100 Megohms min.

Physical

Housing: PBTP, UL 94V-0
 Through Hole Headers: Nylon 6/6, UL 94V-0
 SMT Headers: Glass-filled Nylon 4/6, UL 94V-0
 Terminal: Phosphor Bronze
 Pin: Phosphor Bronze
 Solder Tabs: Phosphor Bronze
 Plating: Lead-free Tin
 Operating Temperature: -40 to +85°C



APPLICATION TOOLING

	Terminal	Insulation Diameter	Strip Length	Order No.		
				TM-2000™ Applicator	TM-40™ / TM-42™ Applicator	Hand Tool
	50079-8000	1.04mm (.041")	1.40 to 1.90mm (.055 to .075")	63860-7000	63850-7000	63811-0000
	50079-8100					63811-0300
	50058-8000	1.00mm (.039")		63860-7000	63850-7000	63811-0200
	50058-8100					
	50125-8000	1.00mm (.039")	1.40 to 1.90mm (.055 to .075")	63860-7600	63850-7600	63811-0300
	50125-8100					63811-0300
	50133-8000			63860-7600	63850-7600	
	50133-8100					63811-0200

Americas Headquarters
 Lisle, Illinois 60532 U.S.A.
 1-800-78MOLEX
 amerinfo@molex.com

Far East North Headquarters
 Yamato, Kanagawa, Japan
 81-462-65-2324
 feninfo@molex.com

Far East South Headquarters
 Jurong, Singapore
 65-6-268-6868
 fesinfo@molex.com

European Headquarters
 Munich, Germany
 49-89-413092-0
 eurinfo@molex.com

Corporate Headquarters
 2222 Wellington Ct.
 Lisle, IL 60532 U.S.A.
 630-969-4550
 Fax: 630-969-1352

Visit our Web site at <http://www.molex.com>