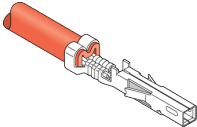
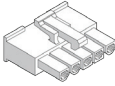
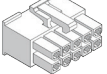


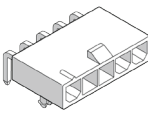
TERMINAL

Component	Description	Packaging	Plating	Base Material	Wire Range	Order No.
	Female Terminal	Reel	Tin	Brass	18-20AWG	39-00-0038
					22-24AWG	39-00-0046
				Phos Bronze	18-20AWG	39-00-0056
					22-24AWG	39-00-0065
			Gold	Brass	18-20AWG	39-00-0428
					22-24AWG	39-00-0434
				Phos Bronze	18-20AWG	39-00-0181
					22-24AWG	39-00-0183

RECEPTACLE

Component	Description	Packaging	Resin	Flammability	Circuits	Order No.
	Single Row Receptacle	Bag	Nylon	UL 94V-0	3-5	39-01-4XX1
				UL 94V-2		39-01-4XX0
	Dual Row Receptacle	Bag	Nylon	UL 94V-0	2-24	39-01-2XX5
				UL 94V-2		39-01-2XX0

HEADER

Component	Description	Packaging	PCB Processing	Flammability	Plating	Circuits	Order No.
	Vertical Single Row Header	Tray	Wave Solder	UL 94V-0	Tin	3-5	39-30-2XX0
					Gold		39-30-2XX2
				UL 94V-2	Tin		39-30-1XX9
	Vertical Dual Row Header	Tray	Wave Solder	UL 94V-0	Tin	2-24	39-28-8XX0
					Gold		39-28-9XX8
				UL 94V-2	Tin		39-28-1XX3
	Right Angle Single Row Header	Tray	Wave Solder	UL 94V-0	Tin	3-5	39-30-3XX2
					Gold		39-30-3XX3
				UL 94V-2	Tin		39-30-3XX5
	Right Angle Dual Row Header	Tray	Wave Solder	UL 94V-0	Tin	2-24	39-29-1XX7
					Gold		39-30-0XX0
				UL 94V-2	Tin		39-29-1XX8

Replace XX with number of circuits desired. For example, if you desire an 8 circuit part, insert 08.

Specifications

Current: 9.0A
Voltage: 600V
Contact Resistance: 10 Milliohms max change over life

Dielectric Withstanding Voltage: 2200V AC
Insulation Resistance: 1000 Megohms
Operating Temperature: -40 to +105°C

Features and Benefits

Positive locking

Ensures secure retention when receptacle and header or receptacle and plug are mated and prevents accidental unmating

Polarized mating geometry

Ensures header and receptacle or plug and receptacle cannot be mismated

Fully isolated header pins and plug and receptacle terminals

Protects contacts against potential damage during handling and mating

Terminal provides four independent points of contact

Offers redundant, secondary current paths for long term electrical performance and reliability

Terminal polarization tab

Ensures the terminals can only be fully inserted into the plugs and receptacles. Reduces the risk of terminal back out

REFERENCE INFORMATION

UL File No.: E29179
CSA File No.: LR19980
RoHS Compliant