



**Molex's expanded line of DuraClik connectors provides space savings and superior performance features compared to competitive versions for high-vibration applications**

Molex's DuraClik family of connectors was designed for on-board instrumentation applications such as steering wheels and shift levers that are subject to high vibration. Automotive customers required a connector system that provided more robust features than most standard 2.00mm pitch systems. DuraClik is meeting these needs.


**New Vertical Header Option**

DuraClik was originally introduced in a right-angle configuration to meet market requirements at that time. A new vertical version has been added to provide more flexibility to meet various space constraint and harness installation needs.

The new vertical version also includes the same style of wide solder tabs as the right-angle version. This provides footprint compatibility with the right-angle version, and resistance to an upward pull force of 100N (10kgf) for secure PCB retention in high-vibration applications.

**DuraClik™  
2.00mm Pitch  
Wire-to-Board  
Connectors,  
SMT, Single Row,  
Positive Lock**

**50212/560085** Terminal  
**502351** Housing  
**502352** Right-Angle Header  
**560020** Vertical Header



**Features and Benefits**

Positive inner-lock design	Secure mating, space savings and prevents latch breakage from wire tangling
Audible "click" when mated	Added mating assurance
Wide solder tabs	Secure PCB retention to meet high-vibration requirements
Enclosed contact design	Provides contact protection against dust and damage
Operating temperature up to 105°C	Meets automotive passenger compartment requirements

Open area for pick-and-place	Supports automated board placement without the need for kapton tape
------------------------------	---

**Markets and Applications**

**> Automotive Applications**

- Steering wheel
- Wiper/blinker lever
- Shift lever
- Front/back headlights
- Inverter
- Air conditioner



Steering Wheel

**> Other Markets**

- Electric bicycle
- Truck
- Crane
- Industrial/Factory automation equipment



Shift Lever



Front/Back Lights



Non-Automotive Transportation



Industrial/Factory Automation Equipment

## Specifications

### REFERENCE INFORMATION

Packaging: Headers-Embossed tape; Housing- Bag; Terminals-Reel or Bag  
 Designed in: mm  
 RoHS Compliant: Yes  
 Halogen Status: Low-Halogen

### ELECTRICAL

Voltage: 125V max.  
 Current: 3.0A max  
 Contact Resistance: 10 milliohms max.  
 Dielectric Withstanding Voltage: 500V AC for one minute  
 Insulation Resistance: 1,000 Megohms min.

### MECHANICAL

Fitting Nail Peeling Strength: 100N (10.2kgf)  
 Durability: 30 Cycles

### PHYSICAL

Housing: PBT  
 Terminal: Phosphor Bronze  
 Pin: Phosphor Bronze  
 Plating: Terminal Contact Area: Tin  
 Header Contact Area - Tin  
 Solder Tail Area - Tin  
 Underplating - Nickel  
 Operating Temperature: -40°C to +105°C

## DuraClik™ 2.00mm Pitch Wire-to-Board Connectors, SMT, Single Row, Positive Lock

**50212/560085** Terminal

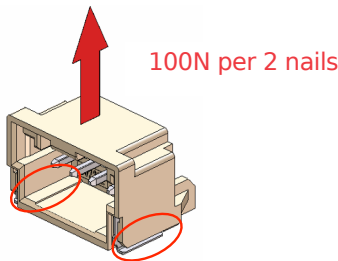
**502351** Housing

**502352** Right-Angle Header

**560020** Vertical Header

## Product Features

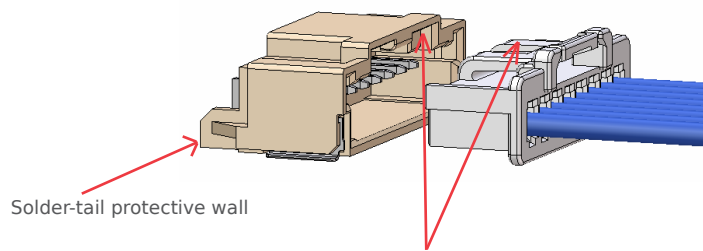
### Secure PCB Retention For Anti-Vibration Resistance



### Shock-proof SMT design

Wide solder tabs (nails) provide secure PCB retention that can withstand upward pull force of 100N (10kgf) to meet automotive anti-vibration requirements.

### Inner Positive Lock



Compared to outer positive-lock styles, the inner positive lock on the DuraClik system provides space savings and prevents latch breakage that can occur from harness wire tangling during assembly.

## Ordering Information

### Headers - Right Angle

Order No.	Circuit Size
502352-0200	2
502352-0300	3
502352-0400	4
502352-0500	5
502352-0600	6
502352-0700	7
502352-0800	8
502352-1200	12

### Housing

Order No.	Circuit Size
502351-0200	2
502351-0300	3
502351-0400	4
502351-0500	5
502351-0600	6
502351-0700	7
502351-0800	8
502351-1200	12

### Headers - Vertical

Order No.	Circuit Size
560020-0200	2
560020-0300	3
560020-0400	4
560020-0500	5
560020-0600	6
560020-0700	7
560020-0800	8

### Terminals

Order No.	Wire Range	Packaging
50212-8000	AWG 24-30	Reel
50212-8100	AWG 24-30	Bag
560085-0101	AWG 22-26	Reel