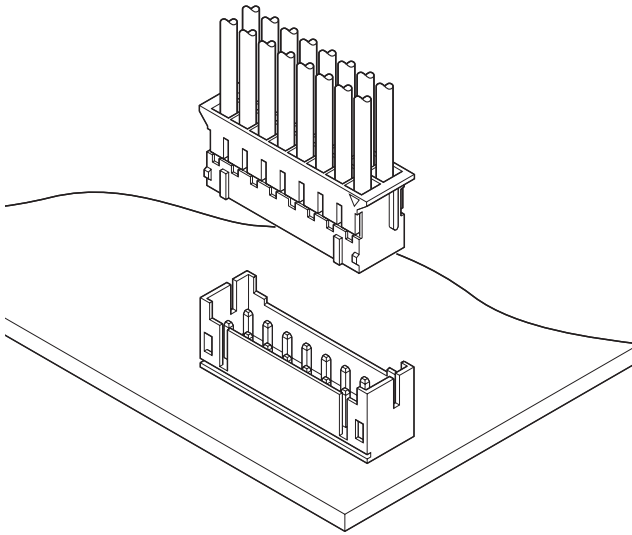




# PHD CONNECTOR

2.0mm pitch/Disconnectable Crimp style connectors



**This is a 2.0mm pitch, crimp style, double-row, wire-to-board connector. It is designed to meet the demand for high-density and low-profile connection.**

- Compact
- Reliable contacts
- Fully shrouded header

## Specifications

- Current rating: 3A AC, DC (AWG #22)
- Voltage rating: 250V AC, DC
- Temperature range: -25°C to +85°C  
(including temperature rise in applying electrical current)
- Contact resistance: Initial value/10m Ω max.  
After environmental testing/20m Ω max.
- Insulation resistance: 1,000M Ω min.
- Withstanding voltage: 800V AC/minute
- Applicable wire: AWG #28 to #22
- Applicable PC board thickness: 1.6mm
- \* Compliant with RoHS.
- \* Refer to "General Instruction and Notice when using Terminals and Connectors" at the end of this catalog.
- \* Contact JST for details.

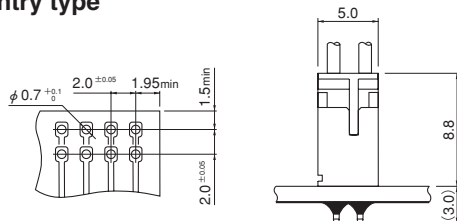
## Standards

Recognized E60389

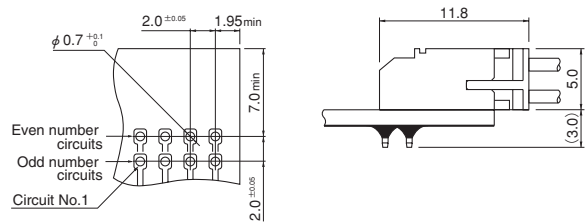
Certified LR20812

## PC board layout (viewed from soldering side) and Assembly layout

### Top entry type



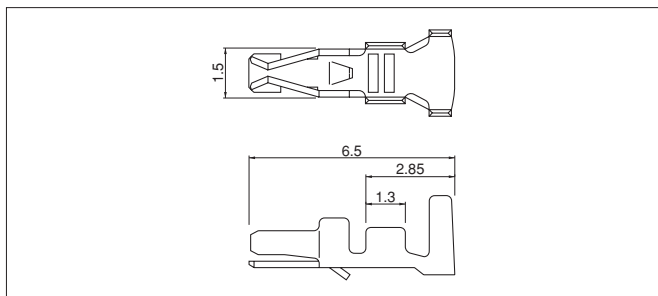
### Side entry type



Note: 1. Tolerances are non-cumulative: ±0.05mm for all centers.

2. Hole dimensions differ according to the kind of PC board and piercing method. If PC boards made of hard material are used, the hole dimensions should be larger. The dimensions above should serve as a guideline. Contact JST for details.

## Contact



Model No.	Applicable wire		Insulation O.D. (mm)	Q'ty / reel
	mm <sup>2</sup>	AWG #		
SPHD-002T-P0.5	0.08~0.21	28~24	0.9~1.5	8,000
SPHD-001T-P0.5	0.13~0.33	26~22	1.0~1.5	

### Material and Finish

Phosphor bronze, tin-plated (reflow treatment)

### RoHS compliance

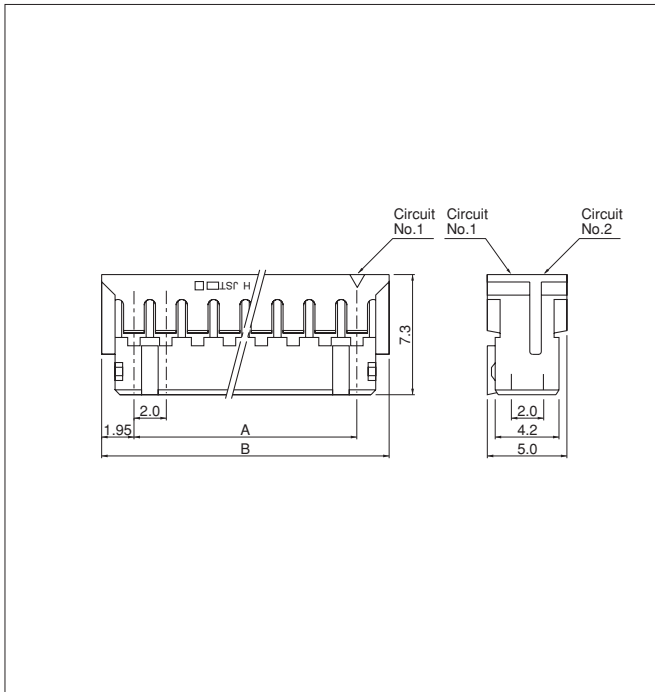
Contact	Crimping machine	Applicator		
		Crimp applicator	Dies	Crimp applicator with dies
SPHD-002T-P0.5	AP-K2N	MKS-LS-10·MKS-L-10	MK/SPHD-002-05	APLMK SPHD002-05
		*MKS-SC-10	SC/SPHD-002-05	APLSC SPHD002-05

Contact	Crimping machine	Applicator		
		Crimp applicator	Dies	Crimp applicator with dies
SPHD-001T-P0.5	AP-K2N	MKS-L-10·MKS-LS-10	MK/SPHD-001-05	APLMK SPHD001-05
		*MKS-SC-10	SC/SPHD-001-05	APLSC SPHD001-05

Note: \*Strip-crimp applicator

# PHD CONNECTOR

## Housing



Circuits	Model No.	Dimensions (mm)		Q'ty / bag
		A	B	
8	<b>PHDR-08VS</b>	6.0	9.9	1,000
10	<b>PHDR-10VS</b>	8.0	11.9	1,000
12	<b>PHDR-12VS</b>	10.0	13.9	1,000
14	<b>PHDR-14VS</b>	12.0	15.9	1,000
16	<b>PHDR-16VS</b>	14.0	17.9	1,000
18	<b>PHDR-18VS</b>	16.0	19.9	1,000
20	<b>PHDR-20VS</b>	18.0	21.9	1,000
22	<b>PHDR-22VS</b>	20.0	23.9	1,000
24	<b>PHDR-24VS</b>	22.0	25.9	1,000
26	<b>PHDR-26VS</b>	24.0	27.9	1,000
28	<b>PHDR-28VS</b>	26.0	29.9	1,000
30	<b>PHDR-30VS</b>	28.0	31.9	1,000
32	<b>PHDR-32VS</b>	30.0	33.9	1,000
34	<b>PHDR-34VS</b>	32.0	35.9	1,000

### Material

PA 66, UL94V-0, natural (white)

### RoHS compliance

<For reference> As the color identification, the following alphabet shall be put in the underlined part. For availability, delivery and minimum order quantity, contact JST.

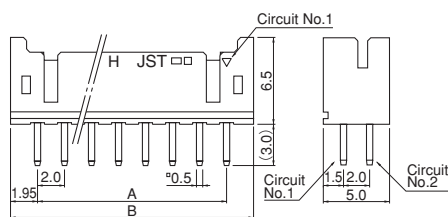
ex. **PHDR-10VS**

S...natural (white)

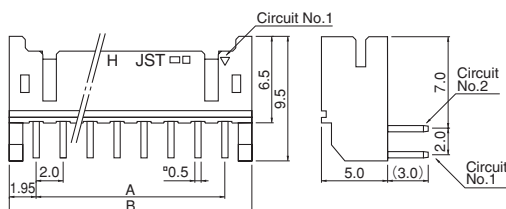
K...black Y...yellow E...blue R...red

## Shrouded header

### Top entry type



### Side entry type



Circuits	Model No.				Dimensions (mm)		Q'ty / box	
	Glass-filled nylon		Nylon		A	B	Top entry type	Side entry type
	Top entry type	Side entry type	Top entry type	Side entry type				
8	<b>B8B-PHDSS</b>	<b>S8B-PHDSS</b>	—	—	6.0	9.9	500	500
10	<b>B10B-PHDSS</b>	<b>S10B-PHDSS</b>	<b>B10B-PHDSS-B</b>	<b>S10B-PHDSS-B</b>	8.0	11.9	500	500
12	<b>B12B-PHDSS</b>	<b>S12B-PHDSS</b>	<b>B12B-PHDSS-B</b>	<b>S12B-PHDSS-B</b>	10.0	13.9	500	500
14	<b>B14B-PHDSS</b>	<b>S14B-PHDSS</b>	<b>B14B-PHDSS-B</b>	<b>S14B-PHDSS-B</b>	12.0	15.9	500	250
16	<b>B16B-PHDSS</b>	<b>S16B-PHDSS</b>	<b>B16B-PHDSS-B</b>	<b>S16B-PHDSS-B</b>	14.0	17.9	500	250
18	<b>B18B-PHDSS</b>	<b>S18B-PHDSS</b>	<b>B18B-PHDSS-B</b>	<b>S18B-PHDSS-B</b>	16.0	19.9	500	250
20	<b>B20B-PHDSS</b>	<b>S20B-PHDSS</b>	<b>B20B-PHDSS-B</b>	<b>S20B-PHDSS-B</b>	18.0	21.9	250	250
22	<b>B22B-PHDSS</b>	<b>S22B-PHDSS</b>	<b>B22B-PHDSS-B</b>	<b>S22B-PHDSS-B</b>	20.0	23.9	250	250
24	<b>B24B-PHDSS</b>	<b>S24B-PHDSS</b>	<b>B24B-PHDSS-B</b>	<b>S24B-PHDSS-B</b>	22.0	25.9	250	200
26	<b>B26B-PHDSS</b>	<b>S26B-PHDSS</b>	<b>B26B-PHDSS-B</b>	<b>S26B-PHDSS-B</b>	24.0	27.9	250	200
28	<b>B28B-PHDSS</b>	<b>S28B-PHDSS</b>	<b>B28B-PHDSS-B</b>	<b>S28B-PHDSS-B</b>	26.0	29.9	250	200
30	<b>B30B-PHDSS</b>	<b>S30B-PHDSS</b>	<b>B30B-PHDSS-B</b>	<b>S30B-PHDSS-B</b>	28.0	31.9	250	200
32	<b>B32B-PHDSS</b>	<b>S32B-PHDSS</b>	<b>B32B-PHDSS-B</b>	<b>S32B-PHDSS-B</b>	30.0	33.9	250	200
34	<b>B34B-PHDSS</b>	<b>S34B-PHDSS</b>	<b>B34B-PHDSS-B</b>	<b>S34B-PHDSS-B</b>	32.0	35.9	250	200

### Material and Finish

Post: Copper alloy, copper-undercoated, tin-plated (reflow treatment)

Wafer: Glass-filled PA 66, UL94V-0, natural (ivory)

PA 66, UL94V-0, natural (white)

**RoHS compliance** This product displays (LF)(SN) on a label.

<For reference> As the color identification, the following alphabet shall be put in the underlined part. For availability, delivery and minimum order quantity, contact JST.

ex. **B10B-PHDSS**

S...natural (ivory)

ex. **B10B-PHDSS-B**

S...natural (white)

K...black Y...yellow E...blue R...red