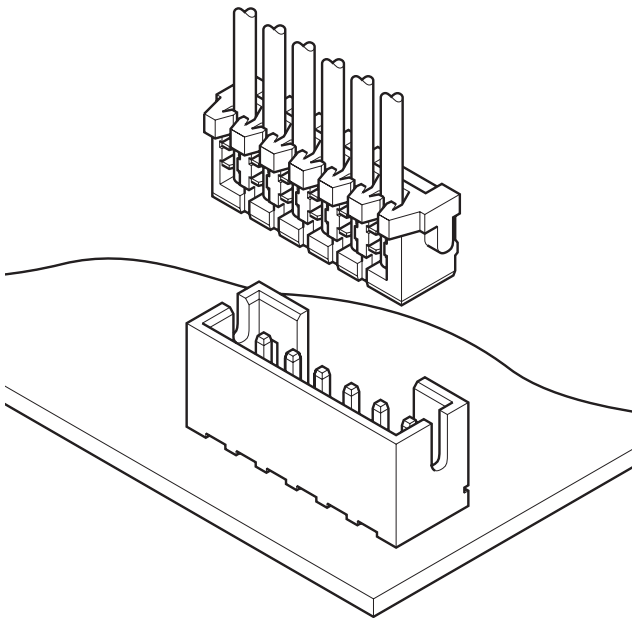


KR CONNECTOR



2.0mm pitch/Disconnectable Insulation displacement connectors



The KR connector features a mounting height as low as 6.9mm and a thickness as thin as 4.8mm (for top entry type). It is suitable for interconnection of a wide range of electronic equipment such as VCRs, video cameras, car stereo systems and communication equipment.

- Folded beam double-leaf contact construction
- Twin U-slot insulation displacement section
- Strain relief
- Compatible with the PH crimp style connector
- Surface mount model (SMT)

Specifications

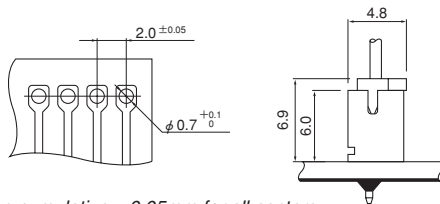
- Current rating: 1.0A AC, DC (AWG #26)
- Voltage rating: 100V AC, DC
- Temperature range: -25°C to +85°C
(including temperature rise in applying electrical current)
- Contact resistance: Initial value/10m Ω max.
After environmental testing/20m Ω max.
- Insulation resistance: 1,000M Ω min.
- Withstanding voltage: 800V AC/minute
- Applicable wire: UL1571, 1061 (Contact JST for details regarding other UL styles.)
AWG #28, #26
Conductor/7 strands, tin-coated
Insulation O.D./0.9 to 1.0mm
(The standard applicable wire for connectors having 13 circuits or more is UL 1061.)
- Applicable panel thickness: 0.8 to 1.6mm
- * Compliant with RoHS.
- * Refer to "General Instruction and Notice when using Terminals and Connectors" at the end of this catalog.
- * Contact JST for details.

Standards

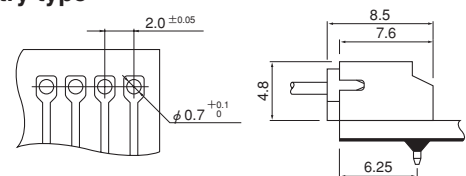
- Ⓜ Recognized E60389
- Ⓢ Certified LR20812
- Ⓡ R75088

Through-hole type PC board layout (viewed from soldering side) and Assembly layout

Top entry type



Side entry type



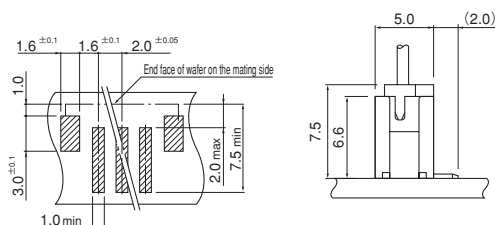
Note: 1. Tolerances are non-cumulative: ±0.05mm for all centers.

2. Hole dimensions differ according to the kind of PC board and piercing method. If PC board made of hard material are used, the hole dimensions should be larger. The hole dimensions above should serve as a guideline. Contact JST for details.

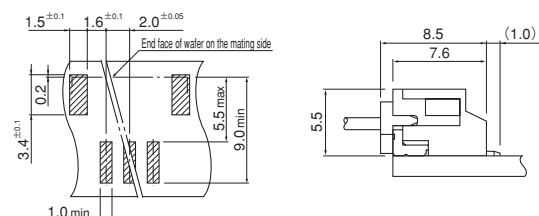
SMT type PC board layout (viewed from component side) and Assembly layout

<SM4 type>

Top entry type



Side entry type

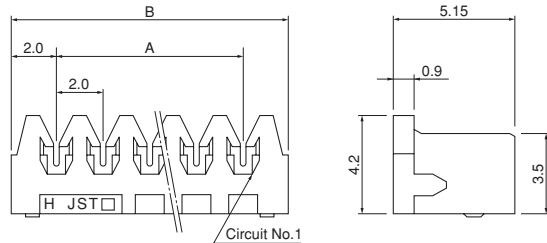


Note: 1. Tolerances are non-cumulative: ±0.05mm for all centers.

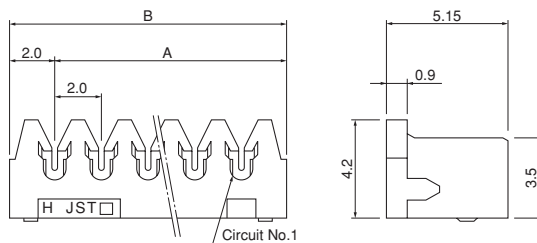
2. The dimensions above should serve as a guideline. Contact JST for details.

Socket

(2 to 12 circuits)



(13 to 16 circuits)



Circuits	Model No. Normal type	Dimensions (mm)		Q'ty / box
		A	B	
2	02KR-6H-P	2.0	6.0	2,000
3	03KR-6H-P	4.0	8.0	2,000
4	04KR-6H-P	6.0	10.0	2,000
5	05KR-6H-P	8.0	12.0	2,000
6	06KR-6H-P	10.0	14.0	2,000
7	07KR-6H-P	12.0	16.0	1,000
8	08KR-6H-P	14.0	18.0	1,000
9	09KR-6H-P	16.0	20.0	1,000
10	10KR-6H-P	18.0	22.0	1,000
11	11KR-6H-P	20.0	24.0	1,000
12	12KR-6H-P	22.0	26.0	1,000
13	13KR-6H-P	24.0	28.0	500
14	14KR-6H-P	26.0	30.0	500
15	15KR-6H-P	28.0	32.0	500
16	16KR-6H-P	30.0	34.0	500

Material and Finish

Contact: Phosphor bronze, tin-plated (reflow treatment)
Housing: 2 to 12 circuits/PA 66, UL94V-0, gray
13 to 16 circuits/Glass-filled PA 66, UL94V-0, gray

RoHS compliance

<For reference> As the color identification,
the following alphabet shall be put in the underlined part.
For availability, delivery and minimum order quantity, contact JST.

ex. **02KR-6H-P**
H...gray K...black E...blue R...red

Shrouded header

The shrouded headers are interchangeable with those of the PH crimp style connectors and CR and KRD insulation displacement connectors.