



M25 Steckverbinder

M25 connectors

Kabelsteckverbinder

- Steckverbinder mit Schraubverriegelung
- Schutzart IP40 ¹⁾
- Integrierte Kabelzugentlastung
- Transparenter Kabelknickschutz

Cable Connector

- Connector with screw locking
- Degree of protection IP40 ¹⁾
- Internal strain relief
- Transparent cable bushing



Aufbau des Steckverbinders:
Construction of the connector:

Kabelstecker und
 Flanschdose
*Male cable connector and
 female socket connector*



- SI IP40
- SI IP67
- Bajonett
- MPP IP67
- PP IP67
- M9 IP40
- M9 IP67
- SI IP67
- Bajonett
- NCC
- PP IP67
- M16 IP40
- M16 IP67
- M23
- Bajonett
- M25
- RD24
- RD30
- M5
- M8
- M12-A
- VL
- Verteiler
- M12-B
- M12-D
- M12-S
- M12-T
- M12-US
- M18
- 7/8"
- BF-A
- BF-B
- BF-C

Leistungs Steckverbinder Serie 691

Power connectors series 691

Bezeichnung
Description

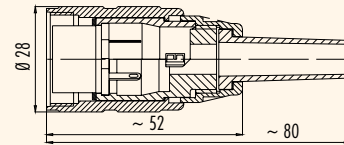
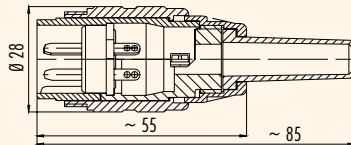
Kabelstecker
Male cable connector

Kabeldose
Female cable connector

Abbildung
Figure



Maßzeichnung
Drawing



Bestell-Nr.
Ordering-No.

Polzahl Contacts	Kabeldurchlass Cable outlet	Bestell-Nr. Ordering-No.	Polzahl Contacts	Kabeldurchlass Cable outlet	Bestell-Nr. Ordering-No.
3	5-8 mm	09 0033 00 03	3	5-8 mm	09 0034 00 03
5	5-8 mm	09 0037 00 05	5	5-8 mm	09 0038 00 05
7	5-8 mm	09 0041 00 07	7	5-8 mm	09 0042 00 07
12	5-8 mm	09 0445 00 12	12	5-8 mm	09 0446 00 12

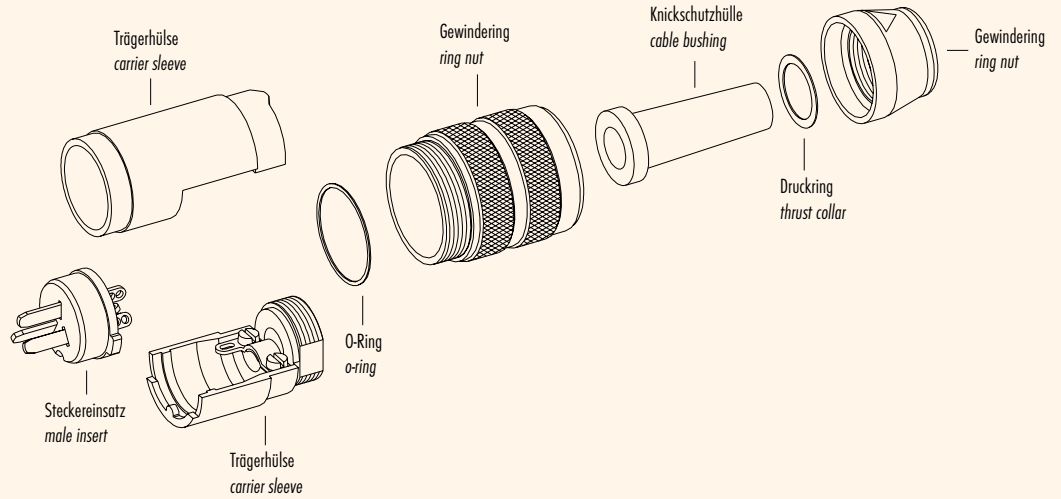
Technische Daten
Specifications

Polzahl	3	5	7	12	Number of contacts
Steckverbinder Verriegelung	schrauben/Screw				Connector locking system
Anschlussart	löten/solder				Termination
Anschlussquerschnitt	max. 1,5 mm ² (max. AWG 16)		max. 0,75 mm ² (max. AWG 20)		Wire gauge
Kabeldurchlass	5-8 mm				Cable outlet
Schutzart	IP40				Degree of protection
Mechanische Lebensdauer	> 500 Steckzyklen/> 500 mating cycles				Mechanical operation
Obere Grenztemperatur	+ 85 °C				Upper temperature
Untere Grenztemperatur	- 40 °C				Lower temperature
Bemessungsspannung	250 V		125 V		Rated voltage
Bemessungs-Stoßspannung	2500 V		1500 V		Rated impulse voltage
Verschmutzungsgrad	I				Pollution degree
Überspannungskategorie	II				Overvoltage categorie
Isolierstoffgruppe	III				Material group
Bemessungsstrom (40 °C)	10 A		5 A		Rated current (40 °C)
Durchgangswiderstand	≤ 5 mΩ		≤ 8 mΩ		Contact resistance
Material Kontakt	CuZn (Messing/brass)				Material of contact
Kontaktoberfläche	Ag (Silber/silver), Stift 7+12 pol. CuSnZn (Optalloy)/male contact 7+12 contacts CuSnZn (optalloy)				Contact plating
Material Kontaktkörper	PBT (UL 94 V-0)		PET (UL 94 V-0)		Material of contact body
Material Gehäuse	GD-AL (eloxiert/anodized)				Material of housing

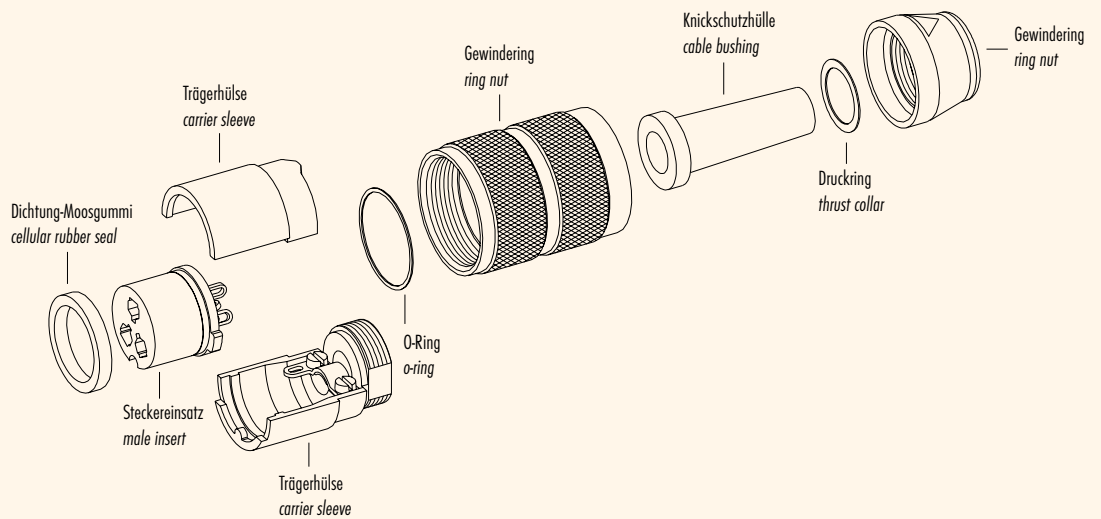
Leistungs Steckverbinder Serie 691
Power connectors series 691

Einzelteildarstellung
 Component part drawing

Kabelstecker
 Male cable connector



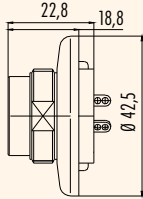
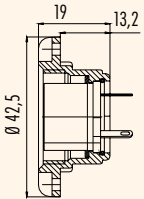
Kabeldose
 Female cable connector



Leistungs Steckverbinder Serie 691

Power connectors series 691

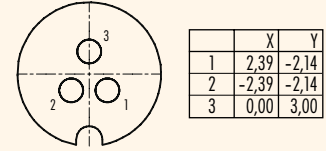
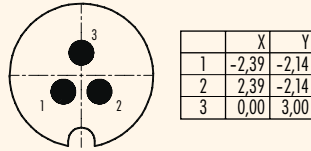
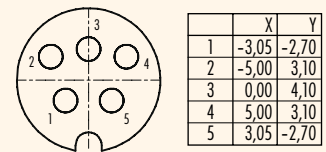
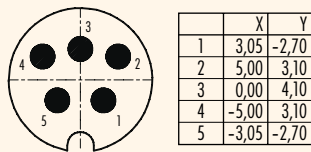
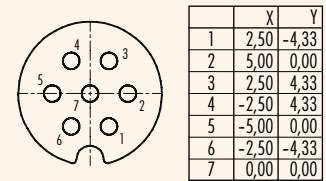
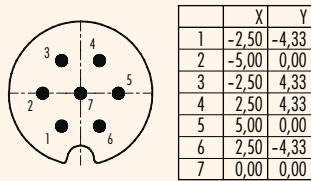
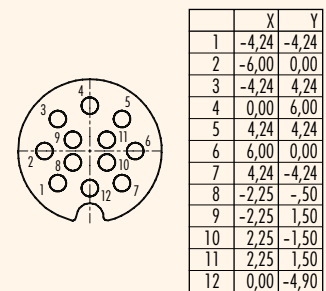
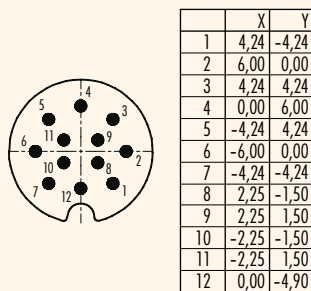
Bezeichnung Description	Flanschstecker Male panel mount connector	Flanschdose Female panel mount connector
Abbildung Figure		

Maßzeichnung Drawing		
-------------------------	---	--

Bestell-Nr. Ordering-No.	Polzahl Contacts	Bestell-Nr. Ordering-No.	Polzahl Contacts	Bestell-Nr. Ordering-No.
	3	09 0035 00 03	3	09 0036 00 03
	5	09 0039 00 05	5	09 0040 00 05
	7	09 0043 00 07	7	09 0044 00 07
	12	09 0447 00 12	12	09 0448 00 12

Technische Daten Specifications

	3	5	7	12	
Polzahl	3	5	7	12	Number of contacts
Steckverbinder Verriegelung	schrauben/screw				Connector locking system
Anschlussart	löten/solder				Termination
Anschlussquerschnitt	max. 1,5 mm ² (max. AWG 16)		max. 0,75 mm ² (max. AWG 20)		Wire gauge
Kabeldurchlass	-				Cable outlet
Schutzart	IP40				Degree of protection
Mechanische Lebensdauer	> 500 Steckzyklen/> 500 mating cycles				Mechanical operation
Obere Grenztemperatur	+ 85 °C				Upper temperature
Untere Grenztemperatur	- 40 °C				Lower temperature
Bemessungsspannung	250 V		125 V		Rated voltage
Bemessungs-Stoßspannung	2500 V		1500 V		Rated impulse voltage
Verschmutzungsgrad	I				Pollution degree
Überspannungskategorie	II				Overvoltage categorie
Isolierstoffgruppe	III				Material group
Bemessungsstrom (40°C)	10 A		5 A		Rated current (40 °C)
Durchgangswiderstand	≤ 5 mΩ		≤ 8 mΩ		Contact resistance
Material Kontakt	Stift/pin CuZn (Messing/brass), Buchse/socket CuSn (Bronze/bronze)				Material of contact
Kontaktoberfläche	Ag (Silber/silver), Stift 7+12 pol. CuSnZn (Optalloy)/male contact 7+12 contacts CuSnZn (optalloy)				Contact plating
Material Kontaktkörper	PBT (UL 94 V-0)		PET (UL 94 V-0)		Material of contact body
Material Gehäuse	GD-AL (eloxiert/anodized)				Material of housing

Leistungs Steckverbinder Serie 691
Power connectors series 691
Polbilder
Contact arrangements
Stifteinsatz (Steckseite)
Male insert (mating side)
Buchseinsatz (Steckseite)
Female insert (mating side)
3 pol
3 contacts

5 pol
5 contacts

7 pol
7 contacts

12 pol
12 contacts

Montageausschnitt
Panel cut out
